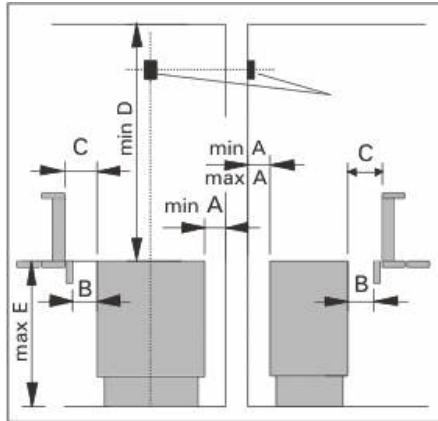
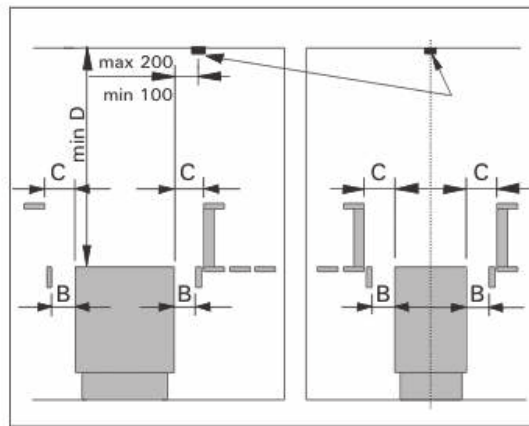
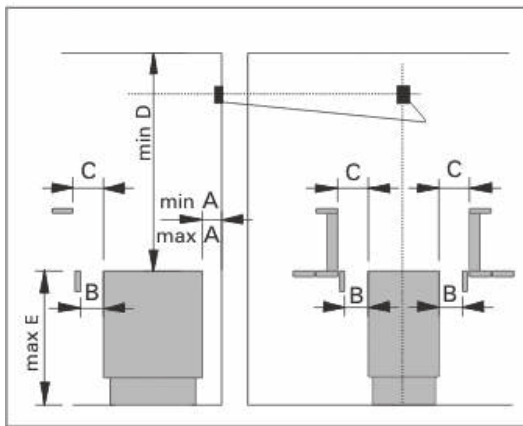


ELECTRICAL HEATERS

MODEL ELEGANCE



TYP	A	A	B	C	D	E
	min mm	max mm	min mm	min mm	min mm	max mm
52-732105	100	200	30	50	1400	700
52-732150	150	250	30	100	1400	700
52-732165	150	250	30	100	1400	700
52-732180	150	250	30	100	1400	700



Model Elegance	52-732105	52-732150	52-732165	52-732180
Output kW	10,5	15	16.5	18
Sauna room min m ³	9	14	16	20
Sauna room max m ³	18	26	30	35
Sauna room height min cm	210	210	210	210
Stone space max kg	70	70	70	70
Dimensions width mm	500	500	500	500
Dimensions height mm	700	700	700	700
Dimensions depth mm	500	500	500	500
Weight kg	26	26	26	26
Supply voltage 3-phase	400V3N	400V3N	400V3N	400V3N
Connecting cable mm ²	5 x 2,5	5 x 6	5 x 6	5 x 10
Fuse A	3 x 16	3 x 25	3 x 25	3 x 35
Standard control panel	54-150400	54-150400	54-150550	54-150550
Griffin control panel	52-800230	52-800230	52-800230	52-800230
Safety distance A to wall mm	100	150	150	150
Safety distance B to front lower platform mm	30	30	30	30
Safety distance C to upper platform mm	50	100	100	100
Safety distance D to ceiling mm	1400	1400	1400	1400
Safety distance E to floor mm	700	700	700	700